





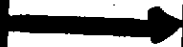
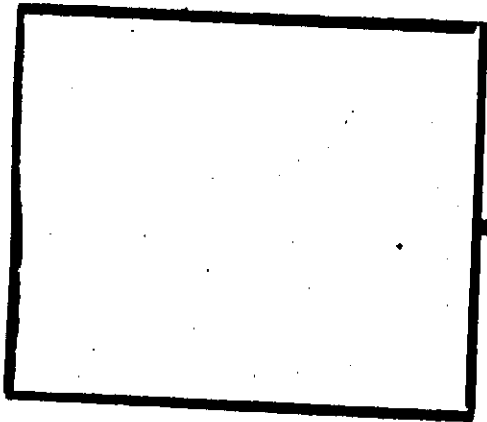


SEQUENCE CHAIN FOR



Name _____

Story Map

Directions: Discuss the problem the characters faced, and the solution they developed, by completing the following problem-solving frame.

The story map organizer is a large rectangle divided into six sections by black lines. The sections are labeled with black boxes containing white text:

- What is the problem?** (top-left section)
- How is it solved?** (top-right section)
- Where?** (middle-left section)
- Ending of the Story** (middle-right section)
- When?** (bottom-middle section)
- Who?** (bottom-left section)